

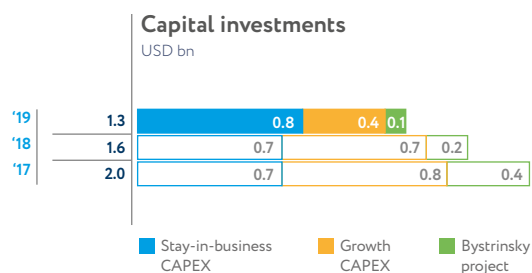
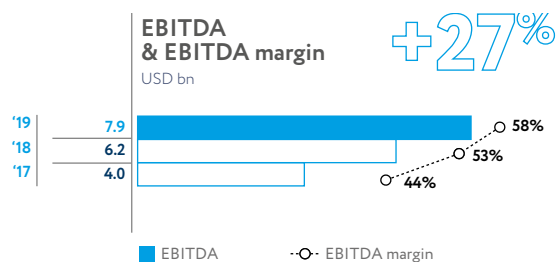
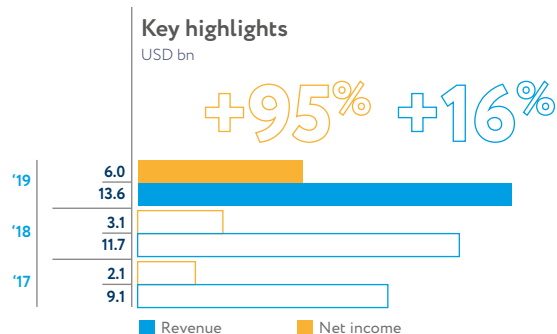



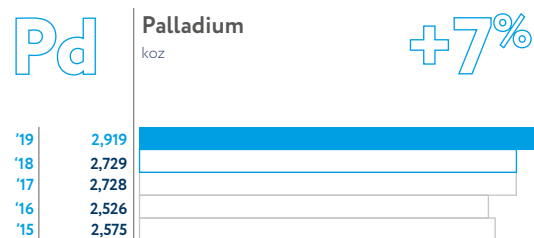
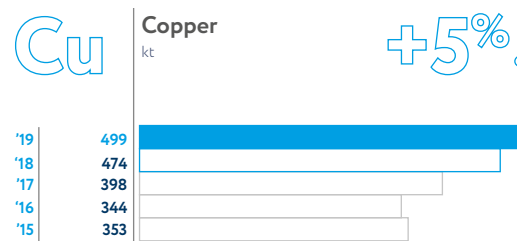
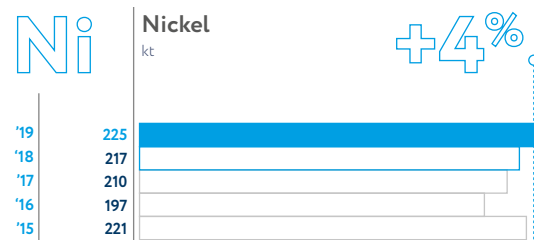
# PERFORMANCE HIGHLIGHTS

## FINANCIAL HIGHLIGHTS



1/ Dividends paid in the calendar year.  
2/ Recommended dividend to average ADR price (Bloomberg) for the calendar year.

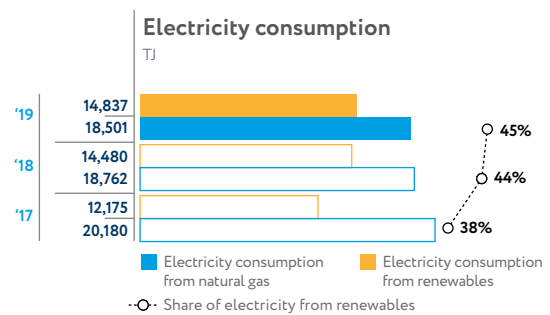
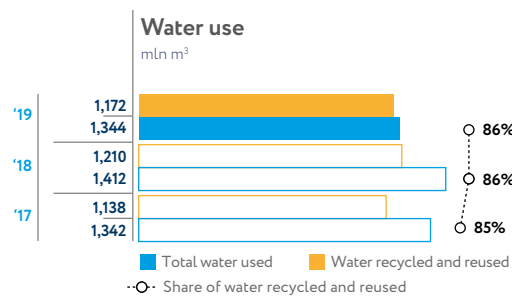

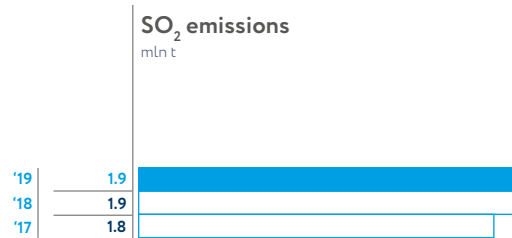
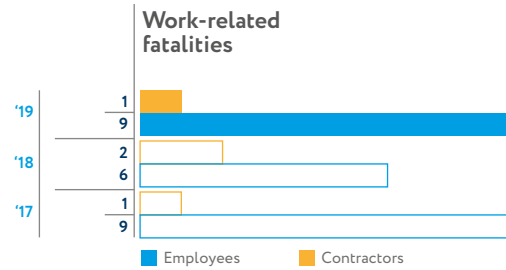
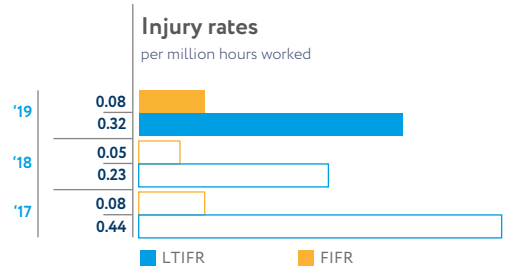
## OPERATING HIGHLIGHTS (from own feedstock)



For more details on financial highlights, please see **p.108**



## SUSTAINABILITY HIGHLIGHTS



## ESG PERFORMANCE



SIGNATORY TO THE UN GLOBAL COMPACT SINCE 2016

Since 2016



RATED B, UPDATED IN DECEMBER 2019

«B»



CONSTITUENT OF THE FTSE4GOOD EMERGING INDEX SCORE OF 3.0 OUT OF 5.0 UPDATED IN JUNE 2019

3.0 / 5.0



SCORE OF 37 IN 2019 (UPGRADED FROM 27)

37 ↑27



RATED AVERAGE PERFORMER, SCORE OF 67 OUT OF 100, UPDATED IN 2019

67 / 100



GOVERNANCE SCORE: 4  
ENVIRONMENTAL SCORE: 2  
SOCIAL SCORE: 2

UPDATED IN OCTOBER 2019 (1 is low risk, and 10 is high risk)